

# Ready, Set, Build!

## Activity Kit



WORDS  
by  
MEG  
FLEMING



PICTURES  
by  
JARVIS



little bee books  
an imprint of Bonnier Publishing USA

# Dog and Bird start their projects by gathering their tools!

Below are some tools in a toolbox. Draw other tools that you may need for your project.



"Cut just once—but measure twice."

Every good project needs to be measured!



Cut out this ruler and use it to measure your projects or use it as a bookmark to hold your place in your favorite book!






**"Sketch a dream. Post a chart.**

**Hatch the plan before you start."**


**Draft your own house just like Dog and Bird!**

**Use the graph below to help guide you.**



Print and color the next few pages  
of scenes from the book, Ready, Set, Build!

**Guide the backhoe off the rig.  
Check the ground before you dig.**




**Grab your hard hat,**

**tie your boots.**

**Pack your lunch.**

**Ready? Scoot!**





Break for lunch beneath a tree.

# You're Invited!

Print and cute the invitation below,  
then place it in your bookstore or library window  
to showcase your Ready, Set, Build! event!



# YOU'RE INVITED!

to a

## Ready, Set, Build! Story Time Event

PLACE:

DATE:

TIME:

DETAILS:



little bee books  
an imprint of Bonnier Publishing USA